

Scaled data based on original data using
LM-79-08 Approved Method: Electrical and Photometric Measurements of Solid-
State Lighting Products

Test Report Prepared for
Cooper Lighting Solutions
(formerly Eaton)

Brand: STREETWORKS

Report Number: P193639

Luminaire Tested: **GAN-AF-01-LED-U-SL2-8030-1200-ADJ**

Issue Date: 3/3/2020

Test Information

Test Method: LM-79-08
Report Number: P193639
TEST IS SCALED FROM IESNA LM-79-08 TEST DATA (P24286)
Test Lab: INNOVATION CENTER P2
Issue Date: 3/3/2020
Manufacturer: COOPER LIGHTING SOLUTIONS (FORMERLY EATON)
Product Line: STREETWORKS
Catalog Number: GAN-AF-01-LED-U-SL2-8030-1200-ADJ
Description: GALLEON AREA AND ROADWAY LUMINAIRE
(1) 80 CRI, 3000K, 1200mA LIGHTSQUARE WITH 16 LEDS EACH AND TYPE II SPILL
LIGHT ELIMINATOR OPTICS
Light Source: -
Ballast/Driver: ELECTRONIC DRIVER

Summary

Lumens per Lamp: N/A
Luminaire Lumens: 5465 lumens
Efficiency: N/A
Efficacy: 81.6 lumens/watt
Luminous Opening: Rectangular (W 0.5' x L: 0.5' x H: 0')
IES Classification: Type II - Short - Semi-Cutoff
BUG Rating: B1 - U0 - G2

Input Watts (W): 67
Input Voltage (V): NR
Input Current (Ain): NR
Voltage Rise (V): NR
Power Factor: NR
Total Harmonic Distortion (THDi): NR
Frequency (hertz): 60
Stabilization Time: NR
Operation Time: NR
Ambient Temperature (°C): NR
Test Distance: 28.75 FT

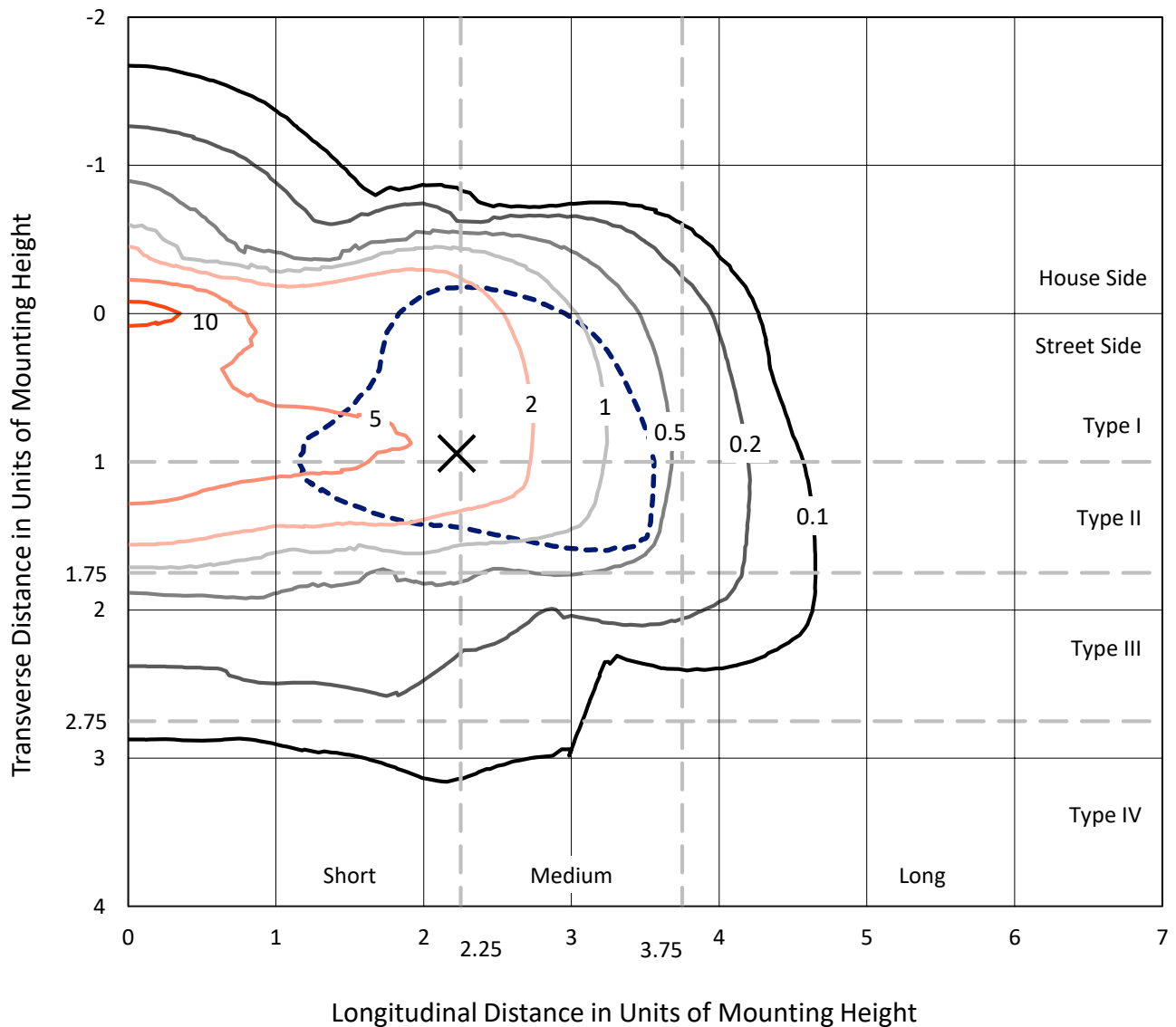


REPORT NUMBER: P193639

CATALOG NUMBER: GAN-AF-01-LED-U-SL2-8030-1200-ADJ

Iso-Footcandle Lines of Horizontal Illumination

× Max cd
 - - - 1/2 Max cd

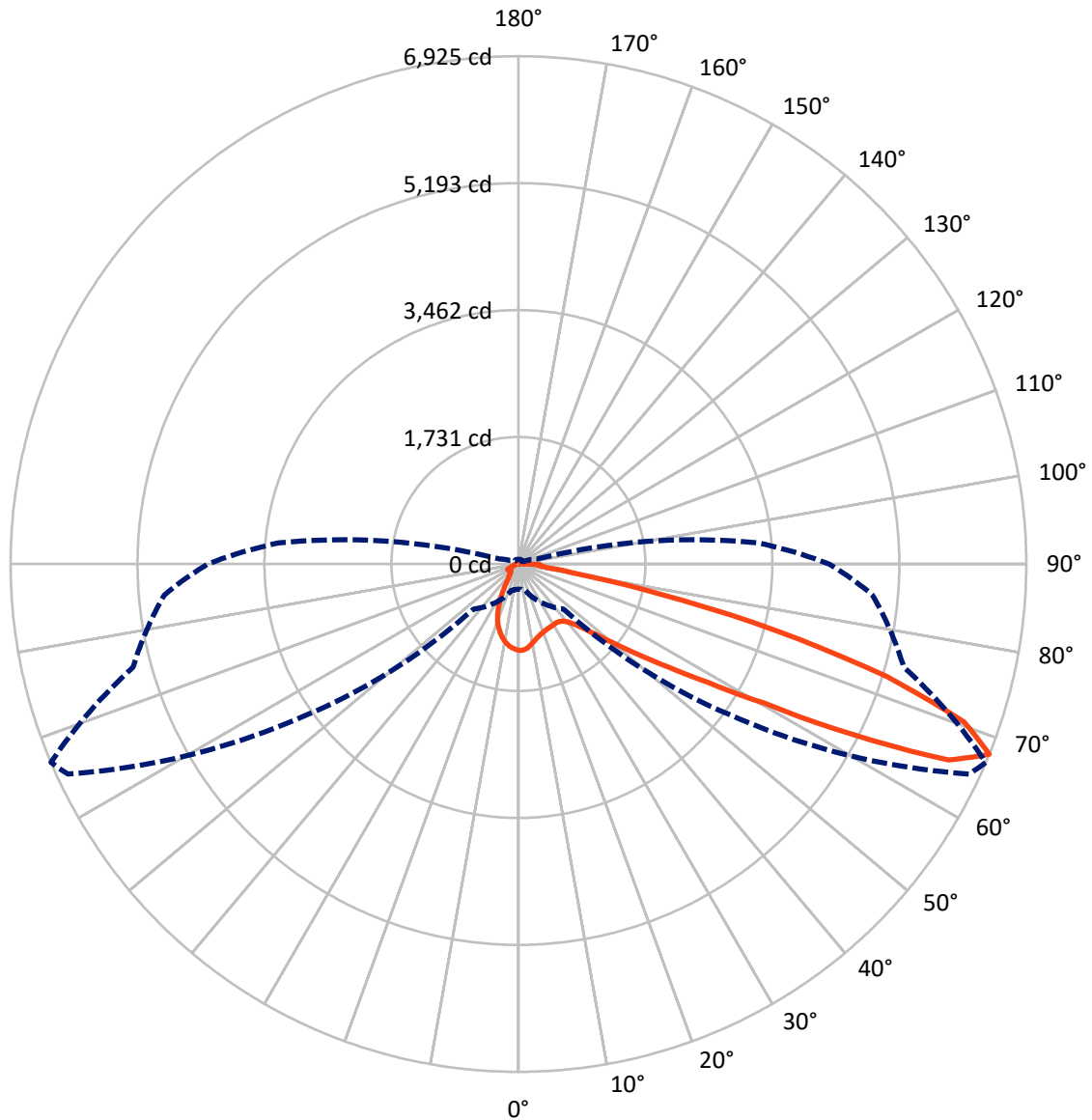


Based on 10 foot mounting height. Maximum calculated value = 11.8 fc
 Type II - Short - Semi-Cutoff

REPORT NUMBER: P193639

CATALOG NUMBER: GAN-AF-01-LED-U-SL2-8030-1200-ADJ

Luminous Intensity Polar Plot



— Vertical Plane Through 67-Deg Lateral - - - Horizontal Cone Through 67.5-Deg Vertical



REPORT NUMBER: P193639

CATALOG NUMBER: GAN-AF-01-LED-U-SL2-8030-1200-ADJ

FLUX DISTRIBUTION:

		Downward	Upward	Total
House Side	Lumens	905.5	0.0	905.5
	% Fixture	16.6	0.0	16.6
Street Side	Lumens	4559.5	0.0	4559.5
	% Fixture	83.4	0.0	83.4
Total	Lumens	5465.0	0.0	5465.0
	% Fixture	100.0	0.0	100.0

ZONAL LUMENS:

Zone	Lumens	% Fixture
0°-10°	100.6	1.8
10°-20°	232.7	4.3
20°-30°	315.4	5.8
30°-40°	448.4	8.2
40°-50°	750.2	13.7
50°-60°	1186.8	21.7
60°-70°	1511.9	27.7
70°-80°	791.9	14.5
80°-90°	127.0	2.3
90°-100°	0.0	0.0
100°-110°	0.0	0.0
110°-120°	0.0	0.0
120°-130°	0.0	0.0
130°-140°	0.0	0.0
140°-150°	0.0	0.0
150°-160°	0.0	0.0
160°-170°	0.0	0.0
170°-180°	0.0	0.0
0°-90°	5465.0	100.0
0°-180°	5465.0	100.0

Coefficient of Utilization



REPORT NUMBER: P193639

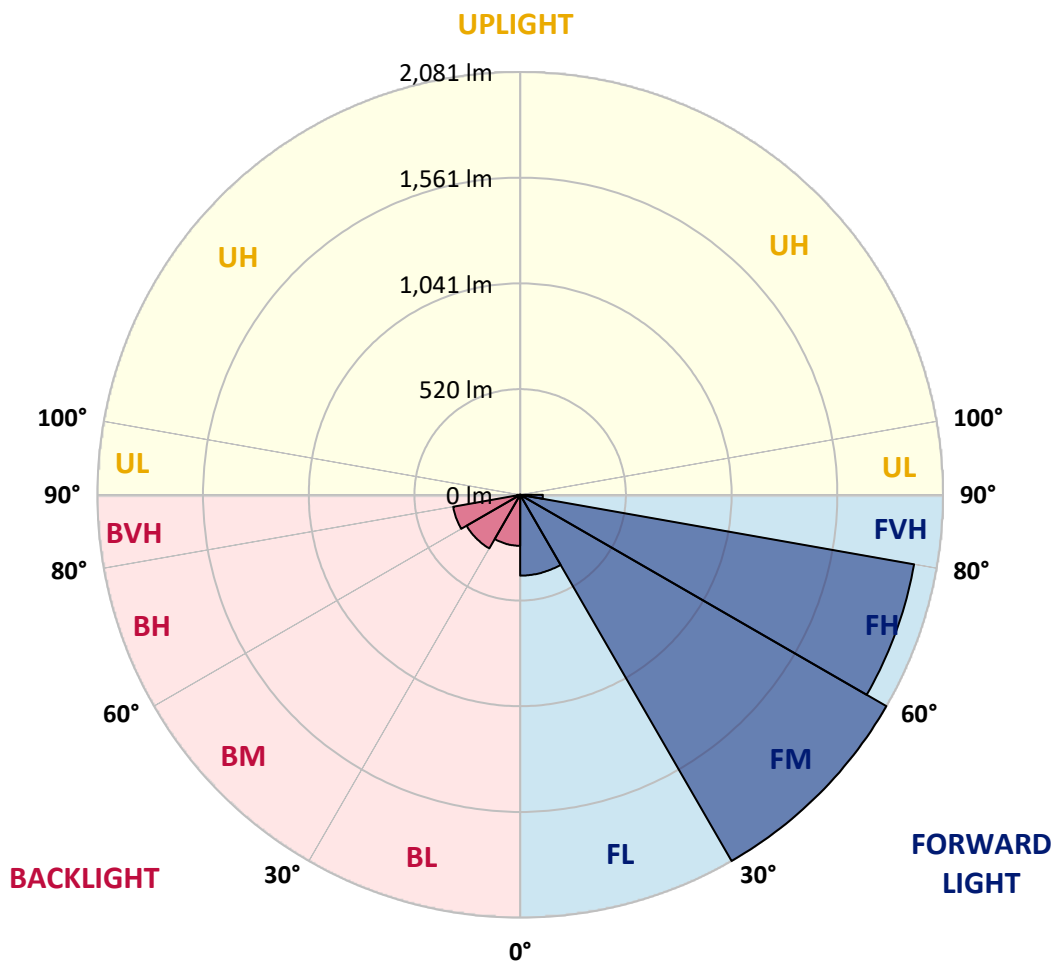
CATALOG NUMBER: GAN-AF-01-LED-U-SL2-8030-1200-ADJ

LUMINAIRE CLASSIFICATION SYSTEM LUMEN TABLE AND BUG RATING:

Zone		Lumens	% Fixture	Zone Rating/Lumen Limit		
				B	U	G
FL	(0°-30°)	397.7	7.3			
FM	(30°-60°)	2081.2	38.1			
FH	(60°-80°)	1968.9	36.0			G2/5000
FVH	(80°-90°)	111.7	2.0			G2/225
BL	(0°-30°)	251.0	4.6	B1/500		
BM	(30°-60°)	304.3	5.6	B1/1000		
BH	(60°-80°)	334.9	6.1	B1/500		G1/500
BVH	(80°-90°)	15.3	0.3			G1/100
UL	(90°-100°)	0.0	0.0		U0/0	
UH	(100°-180°)	0.0	0.0		U0/0	

BUG Rating: B1-U0-G2

Type II Short





REPORT NUMBER: P193639

CATALOG NUMBER: GAN-AF-01-LED-U-SL2-8030-1200-ADJ

CANDELA DISTRIBUTION (FULL):

	0°	5°	15°	25°	35°	45°	55°	65°	67°	75°	85°
0°	1178.8	1178.8	1178.8	1178.8	1178.8	1178.8	1178.8	1178.8	1178.8	1178.8	1178.8
2.5°	1130.3	1132.2	1138.1	1141.9	1158.8	1166.1	1171.2	1176.4	1177.2	1179.6	1177.2
5°	1011.7	1015.7	1026.8	1039.2	1072.1	1097.9	1125.2	1153.5	1158.6	1176.9	1182.0
7.5°	919.8	918.7	927.9	942.7	976.4	1012.2	1059.9	1116.3	1127.3	1168.5	1188.5
10°	852.7	851.9	861.6	876.9	909.0	943.0	996.9	1074.0	1089.6	1155.3	1194.7
12.5°	803.1	803.4	813.1	830.1	862.7	896.9	951.6	1033.0	1052.9	1140.0	1201.2
15°	770.2	772.4	780.2	798.3	830.1	864.3	917.9	1002.3	1024.6	1127.9	1208.4
17.5°	759.2	762.7	765.4	778.6	805.8	840.0	892.6	979.6	1003.3	1119.5	1214.9
20°	769.4	773.5	768.3	772.9	790.2	820.4	872.6	961.8	986.1	1110.1	1215.7
22.5°	813.3	817.1	802.0	788.8	787.7	806.1	856.2	947.8	972.9	1103.1	1216.0
25°	890.7	893.1	867.8	837.1	807.1	800.9	844.6	938.1	964.8	1096.9	1210.9
27.5°	985.6	987.4	958.3	913.1	853.0	813.1	840.6	932.5	960.2	1091.5	1202.2
30°	1100.9	1109.8	1070.7	1013.6	926.0	848.9	848.7	929.5	955.1	1082.3	1185.3
32.5°	1218.9	1222.7	1195.8	1137.8	1024.4	912.0	871.3	931.7	953.8	1071.3	1163.7
35°	1338.6	1343.5	1325.9	1279.3	1158.8	1004.4	915.5	944.3	962.1	1067.5	1148.6
37.5°	1493.6	1500.0	1475.8	1421.9	1322.4	1129.7	989.1	976.1	987.7	1078.3	1144.0
40°	1738.5	1735.6	1664.7	1584.4	1501.4	1290.1	1094.2	1030.0	1036.8	1113.0	1158.0
42.5°	2023.7	2016.4	1894.3	1768.2	1698.1	1484.1	1233.2	1123.5	1122.2	1181.5	1207.4
45°	2251.1	2245.2	2135.2	1979.7	1923.7	1705.1	1413.0	1262.9	1252.9	1290.1	1298.4
47.5°	2374.3	2374.6	2311.2	2184.3	2182.9	1985.9	1643.9	1464.5	1447.2	1464.7	1455.8
50°	2331.2	2336.8	2330.1	2289.7	2419.6	2354.1	1945.5	1745.5	1710.8	1728.0	1693.8
52.5°	2122.6	2129.8	2169.7	2231.7	2519.0	2799.0	2388.6	2094.8	2054.4	2048.2	2010.2
55°	1752.8	1761.7	1843.1	2011.5	2436.3	3097.9	3087.6	2540.0	2475.6	2417.1	2401.0
57.5°	1208.2	1223.0	1354.0	1604.1	2168.7	3188.2	3920.1	3174.7	3043.7	2839.4	2843.2
60°	681.0	698.3	852.7	1079.9	1628.6	3090.1	4553.4	4136.0	3859.5	3334.0	3362.0
62.5°	433.1	451.7	568.9	750.3	977.2	2561.9	4813.0	5472.4	5121.3	3943.6	3971.1
65°	350.6	358.7	413.9	619.3	709.6	1543.4	4616.0	6573.3	6442.4	4717.3	4589.0
67.5°	342.3	345.0	373.5	519.9	680.5	867.5	3681.9	6779.2	6924.5	5439.8	4846.4
70°	338.2	347.7	421.0	496.1	651.6	731.7	2212.6	6214.9	6444.3	5628.7	4503.9
72.5°	164.1	163.6	211.8	448.7	734.1	758.9	1136.7	5028.6	5258.7	4876.6	3701.0
75°	132.3	121.0	115.6	164.4	705.8	783.7	724.4	3460.1	3626.6	3269.6	2275.1
77.5°	125.6	112.1	102.7	102.9	298.3	831.1	613.6	1915.1	1963.6	1476.9	623.4
80°	104.0	91.6	84.9	95.7	144.5	791.5	663.5	866.7	795.3	362.7	207.5
82.5°	72.2	65.8	63.9	80.3	115.6	564.1	771.6	465.7	390.5	181.6	128.0
85°	46.1	39.3	43.7	58.5	90.0	260.3	794.8	363.0	288.6	115.3	72.2
87.5°	21.3	17.2	21.6	32.3	58.8	89.7	756.2	407.8	297.3	60.9	45.5
90°	0.0	0.0	0.0	0.0	0.0	0.0	0.0	0.0	0.0	0.0	0.0



REPORT NUMBER: P193639

CATALOG NUMBER: GAN-AF-01-LED-U-SL2-8030-1200-ADJ

CANDELA DISTRIBUTION (continued):

	90°	95°	105°	115°	125°	135°	145°	155°	165°	175°	180°
0°	1178.8	1178.8	1178.8	1178.8	1178.8	1178.8	1178.8	1178.8	1178.8	1178.8	1178.8
2.5°	1179.3	1174.2	1170.2	1162.6	1154.3	1146.2	1138.9	1129.7	1127.0	1124.6	1128.4
5°	1183.1	1178.0	1163.2	1140.0	1114.4	1090.4	1066.4	1045.9	1033.3	1026.3	1030.3
7.5°	1188.8	1181.5	1150.8	1108.2	1062.1	1020.1	976.7	941.9	916.3	904.2	907.7
10°	1193.9	1179.9	1129.7	1065.9	998.5	936.0	867.5	810.9	768.9	746.8	752.2
12.5°	1196.0	1173.7	1100.4	1013.0	920.6	829.0	728.2	643.6	583.2	561.1	556.5
15°	1198.2	1166.7	1068.0	952.9	826.6	696.9	555.7	454.4	404.2	393.2	390.8
17.5°	1198.7	1154.5	1031.4	887.7	716.3	539.8	380.0	315.6	315.9	333.6	335.8
20°	1193.1	1136.5	986.9	806.6	584.3	373.3	260.9	249.8	290.5	335.0	340.4
22.5°	1180.1	1112.5	936.5	712.0	433.1	245.8	201.9	214.0	266.5	321.0	327.2
25°	1163.7	1083.4	876.9	602.3	286.7	175.7	169.2	184.1	219.6	256.0	259.5
27.5°	1141.3	1048.9	810.1	476.7	186.2	144.7	149.0	159.0	173.6	189.7	191.3
30°	1112.5	1007.7	738.7	347.7	140.7	130.2	136.4	141.8	148.0	157.1	157.9
32.5°	1079.3	968.0	665.4	240.1	124.8	122.6	127.5	130.2	135.0	140.7	141.2
35°	1051.6	930.3	589.4	169.8	118.0	117.0	120.2	121.3	125.9	132.1	132.6
37.5°	1035.7	899.6	511.0	136.9	113.5	111.8	113.7	113.7	120.2	129.4	130.7
40°	1036.8	882.6	432.5	123.7	109.7	107.5	107.8	107.8	116.2	126.1	126.9
42.5°	1066.1	886.9	363.0	118.6	106.7	104.3	102.9	103.8	110.8	117.2	117.8
45°	1135.1	917.4	297.8	115.3	103.8	102.9	100.0	99.7	102.4	105.4	105.4
47.5°	1248.3	977.5	253.6	113.2	101.3	101.1	97.6	94.1	93.8	94.9	94.9
50°	1432.4	1081.0	224.0	110.8	99.7	97.6	93.5	88.1	86.2	87.0	87.0
52.5°	1708.4	1265.6	212.6	107.5	96.2	92.7	88.1	82.7	81.1	81.4	81.4
55°	2070.3	1549.1	211.0	103.8	92.4	86.8	83.0	79.0	77.1	77.6	77.6
57.5°	2512.5	1941.2	239.9	97.8	87.3	80.8	78.7	76.0	74.7	75.5	75.2
60°	3050.2	2454.3	355.7	91.6	82.2	75.5	75.5	73.3	72.2	73.0	72.8
62.5°	3669.5	3043.7	500.2	87.0	76.8	71.1	72.2	71.1	70.1	70.6	70.3
65°	4218.7	3427.8	468.4	83.5	71.4	67.1	69.0	68.5	67.6	68.2	67.9
67.5°	4234.6	3285.5	263.0	79.8	66.3	63.1	65.8	65.5	64.9	65.5	65.2
70°	3779.2	2774.2	148.2	72.8	60.9	58.2	62.0	61.7	61.2	62.3	62.0
72.5°	3027.8	2013.2	108.3	64.1	55.5	53.1	57.4	57.1	57.1	58.8	57.9
75°	1742.3	1036.0	86.5	55.0	49.9	48.0	51.7	52.0	52.6	54.7	53.1
77.5°	496.7	322.9	70.6	46.6	42.9	42.0	45.8	46.4	46.6	49.0	46.9
80°	184.6	148.8	58.2	39.1	35.0	35.3	38.8	39.6	39.9	42.3	39.6
82.5°	117.8	98.1	47.2	30.2	27.5	27.2	31.5	32.6	32.6	32.9	31.3
85°	68.7	58.8	35.6	21.8	19.4	18.6	23.4	25.3	24.5	24.0	22.9
87.5°	46.1	40.4	21.8	12.1	10.5	10.0	13.7	15.1	14.6	13.7	12.9
90°	0.0	0.0	0.0	0.0	0.0	0.0	0.0	0.0	0.0	0.0	0.0

(END OF REPORT)